




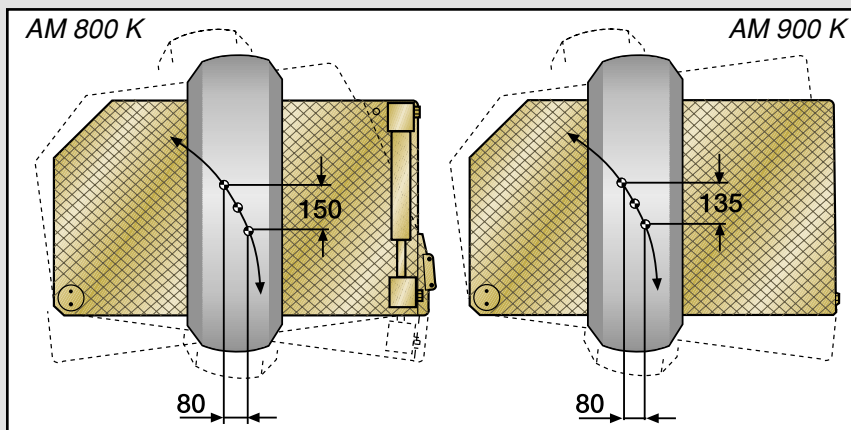
# JOSAM play detector



AM 800 K

## ***A necessity before the wheel alignment...***

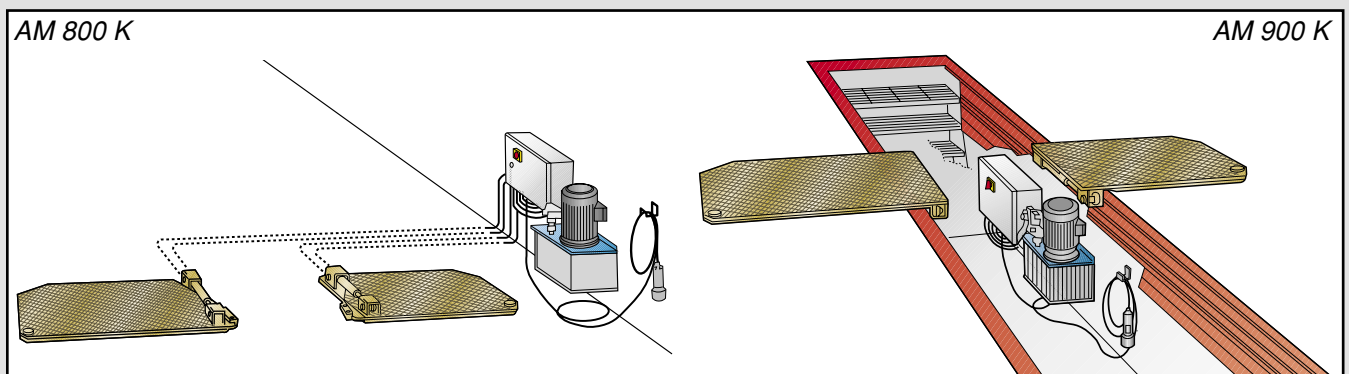
- ✓ First-rate and versatile equipment is required to determine wear and tear on wheel suspension and steering systems.
- ✓ To obtain reliable results when carrying out wheel and axle measuring on vehicles, it is essential to first check for any excessive play.
- ✓ The new play detectors from JOSAM do this job in a matter of minutes.



The design of the plates permits circular movement which can detect any play in both axial and radial directions.

The wheel moves forwards, backwards as well as sideways.

The play detectors are simple to install and are secured in place by three expansion shell bolts



AM 800 K can be installed either directly on the floor or over the service pit. AM 900 K, designed with its hydraulic cylinders in a downward position, is installed exclusively over the service pit.